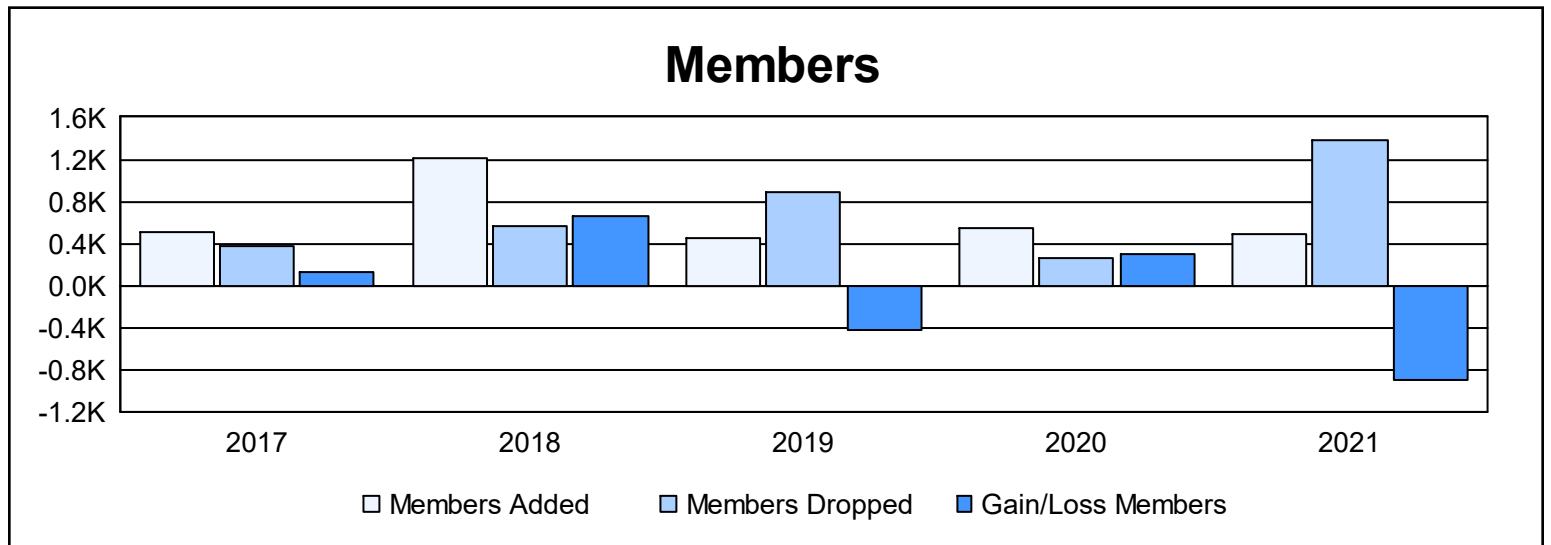
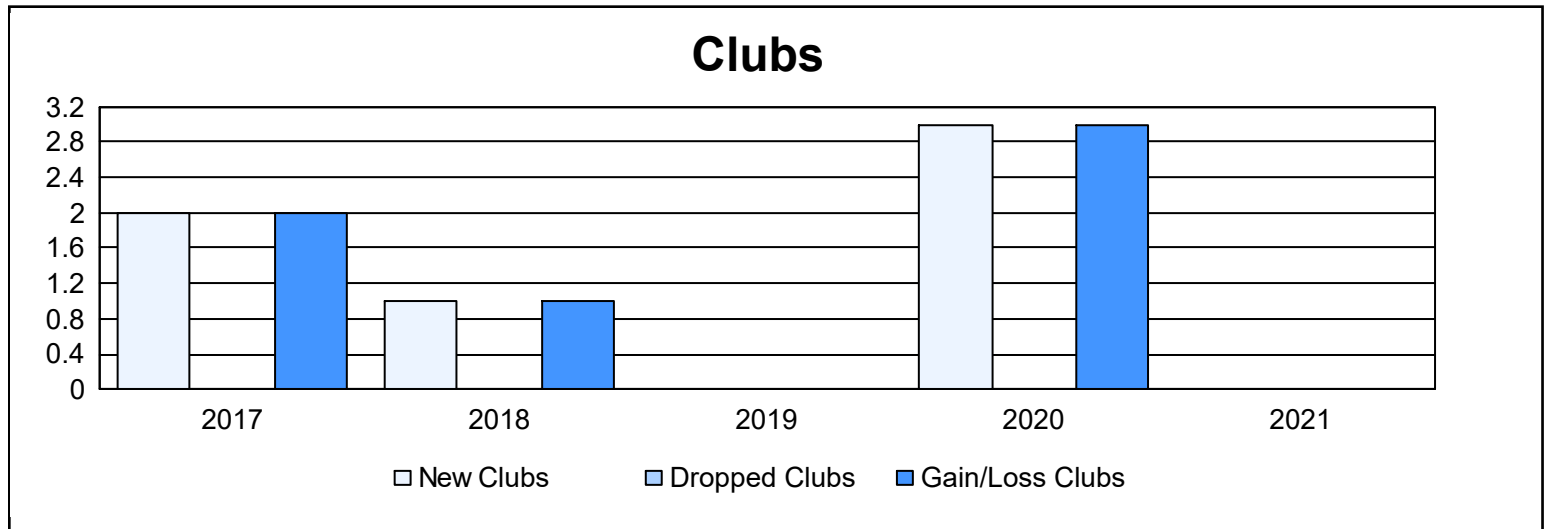
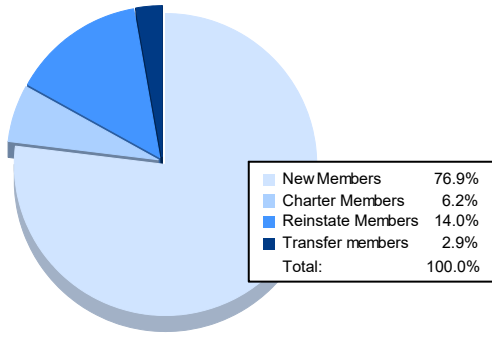


Year	New Clubs	Dropped Clubs	Gain/ Loss Clubs	New Members	Charter Members	Reinstate Members	Transfer Members	Total Member Added	Total Members Dropped	Gain/ Loss Members
2016-2017	2	0	2	383	86	20	10	499	377	122
2017-2018	1	0	1	1,131	65	8	11	1,215	556	659
2018-2019	0	0	0	431	6	16	6	459	878	-419
2019-2020	3	0	3	390	104	45	14	553	260	293
2020-2021	0	0	0	372	30	68	14	484	1,375	-891
<b>Average</b>	<b>1</b>	<b>0</b>	<b>1</b>	<b>541</b>	<b>58</b>	<b>31</b>	<b>11</b>	<b>642</b>	<b>689</b>	<b>-47</b>



### Membership Composition June 2021 Cumulative



### Gender Composition June 2021 Cumulative

